


Investor Relations

AfreecaTV

알컨(Afreecatv Live CONFERENCE call)

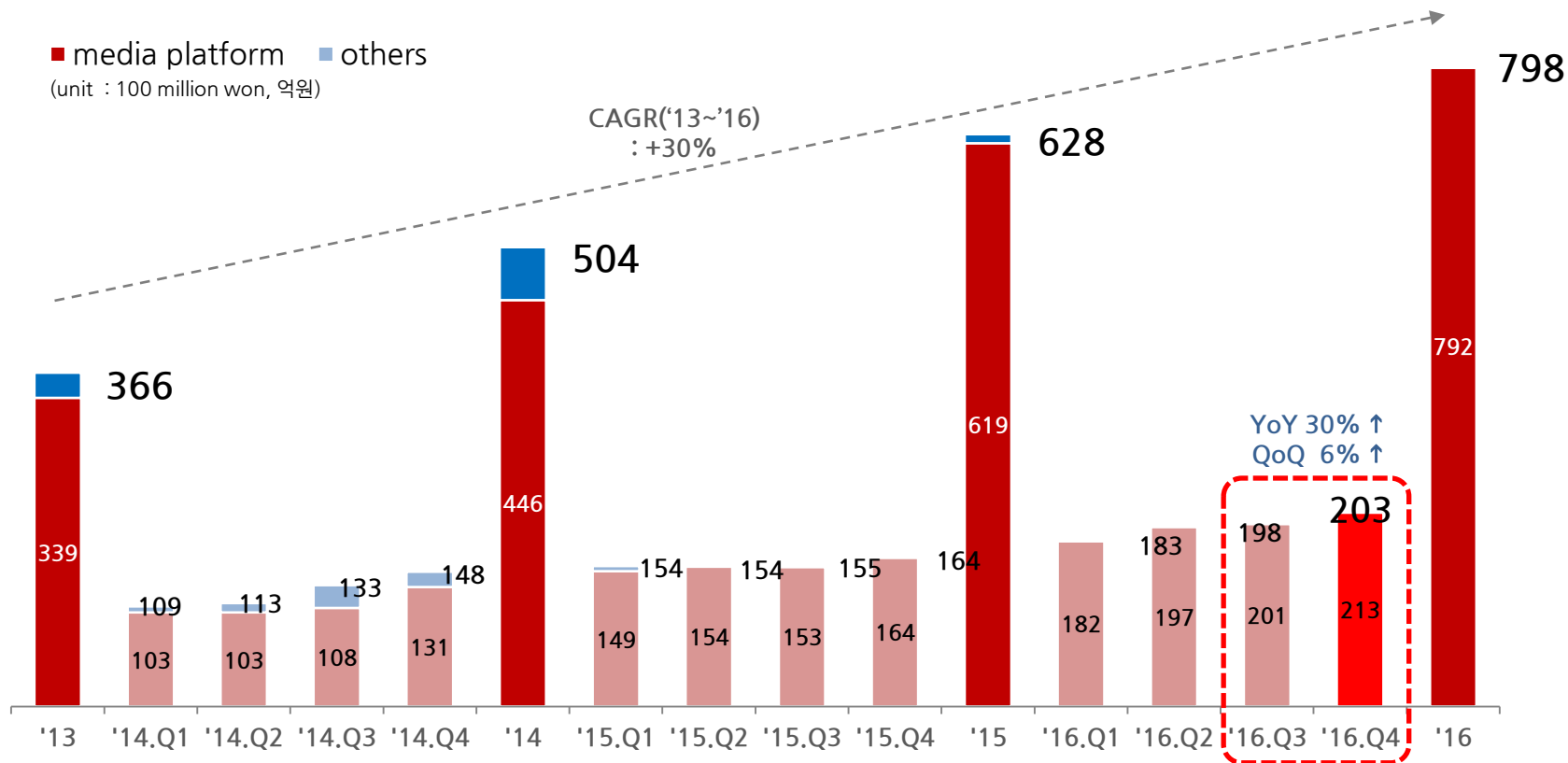
2017. 3

2016년 연간실적발표

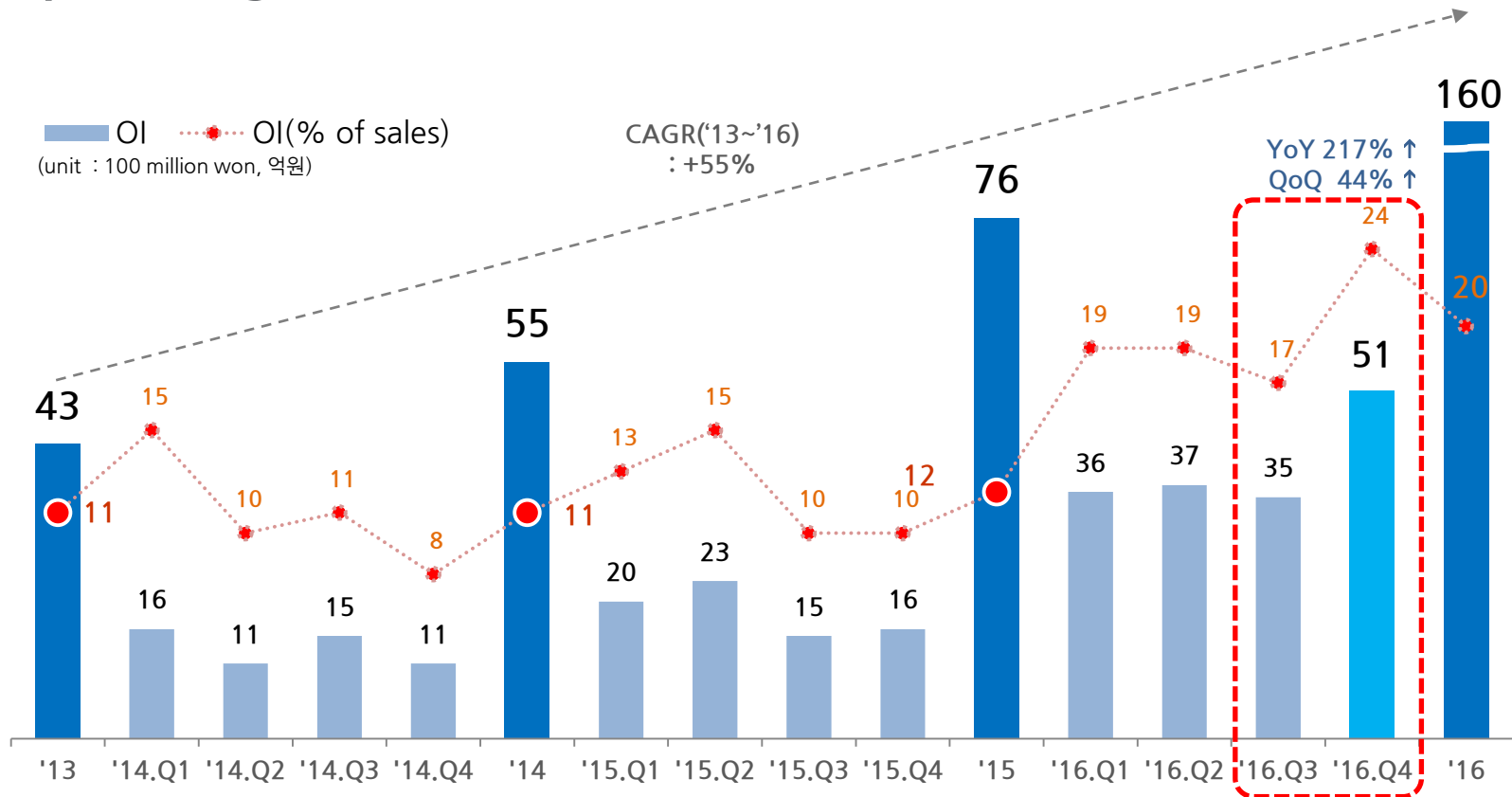


Total revenue (연결 매출)

■ media platform ■ others
 (unit : 100 million won, 억원)



Operating Income (연결 영업이익)



Cost Breakdown (비용구조)

(unit : million won, 백만원)

(단위 : 백만원)		2014		2015		2016		2015.4Q		2016.4Q	
			비중		비중		비중		비중		비중
operating revenue (영업수익)		50,455	100.0	62,868	100.0	79,830	100.0	16,441	100.0	21,391	100.0
operating expense (영업비용)		44,893	89.0	55,233	87.9	63,810	79.9	14,767	89.8	16,318	76.3
fixed costs (고정비)	employment costs (인건비)	15,833	31.4	20,535	32.7	24,862	31.1	5,712	34.7	6,221	29.1
	depreciation (유무형감가상각비)	3,474	6.9	2,931	4.7	2,719	3.4	662	4.0	655	3.1
	dedicated internet circuit expense (회선사용료)	1,871	3.7	3,234	5.1	5,225	6.5	1,051	6.4	1,532	7.2
	rent (지급임차료)	1,031	2.0	1,645	2.6	1,788	2.2	516	3.1	424	2.0
	event expenses (행사비)	902	1.8	2,595	4.1	3,539	4.4	693	4.2	835	3.9
	others (기타)	2,828	5.6	3,817	6.1	3,806	4.8	928	5.6	853	4.0
variable costs (변동비)	commission & service charge (지급수수료) (copyright fee (판권료) 약 10~15%)	9,927	19.7	13,691	21.8	13,799	17.3	3,616	22.0	3,647	17.1
	paying charges (과금수수료)	6,434	12.8	5,662	9.0	6,872	8.6	1,432	8.7	1,789	8.4
	others (기타)	2,593	5.1	1,125	1.8	1,201	1.5	157	1.0	362	1.7

* (%) : /Operating Revenue (비중 : 매출액 기준)

Summary of Consolidated Financial Statements (요약 연결재무제표)

(unit : million won, 백만원)

	FY12	FY13	FY14	FY15	FY16
〈 Consolidated balance sheet (연결 재무상태표) 〉					
Total assets (자산총계)	56,623	57,690	62,242	68,045	83,426
Total liabilities (부채총계)	24,619	20,699	19,303	19,966	26,122
Total shareholders' equity (자본총계)	32,004	36,991	42,938	48,079	57,305
Capital stock (자본금)	4,642	4,949	5,159	5,164	5,436
〈 Consolidated income statement (연결 포괄손익계산서) 〉					
Operating revenue (영업수익)	30,040	36,672	50,455	62,868	79,830
Operating profit (영업이익)	-2,121	4,319	5,562	7,634	16,020
Income/losses before income taxes (법인세비용차감전순이익)	-806	-66	3,102	5,122	12,837
Net profit (당기순이익)	2,038	178	2,751	4,145	10,048